

M 1:50


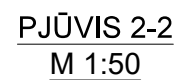
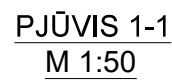



Diagram illustrating the construction detail of a floor edge, showing the transition between a concrete slab and a wall. The diagram includes labels for the materials and dimensions:

- Elastinga dvikomponentė epoksidinė mastika** (Elastic two-component epoxy mortar)
- PE tarpinė** (PE separator)
- Cemnetinis skiedinys CERESIT CX15** (Cementitious screed CERESIT CX15)
- G/b perdangos plokštė** (Underlayment board)

Dimensions are indicated in millimeters (mm):

- 200 (width of the concrete slab)
- 20 (thickness of the mortar layer)
- 50 (width of the mortar layer)
- 50 (width of the mortar layer)
- 300 (height of the wall)

0	2023	STATYBAI								
Laida	Data	Keitimų pavadinimas (priežastis)								
<div> PROJEKTAVIMO GR.</div>			OLP02246	672-20. Sieros bunkerio 30B-2 perdangos projektas.						
Atest.Nr.	Pareigos	Pavardė	Parašas	Data	Perdangos plokščių planas					
39050	PV	D. Virkutis								
24832	PDV	D. Virkutis	<div><div>Donatas Virkutis</div><div>Virkutis</div></div>							
			Mastelis	-	Lapas	1	Lapų	1	Laida	0
OLP02246-TDP-K-67220-001										